

IR Focus Monthly KPI (2020.04)



Individual Money Service Business



Payment Service Business



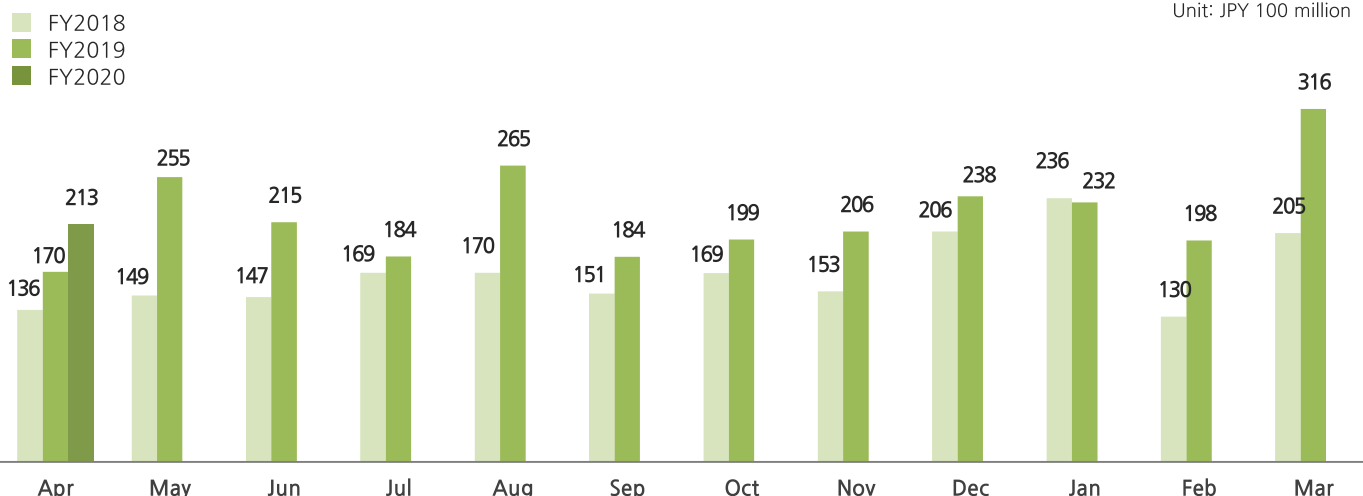
Corporate Support Business



Individual Money Service Business(International Money Transfer)

● International Money Transfer Amount

Unit: JPY 100 million

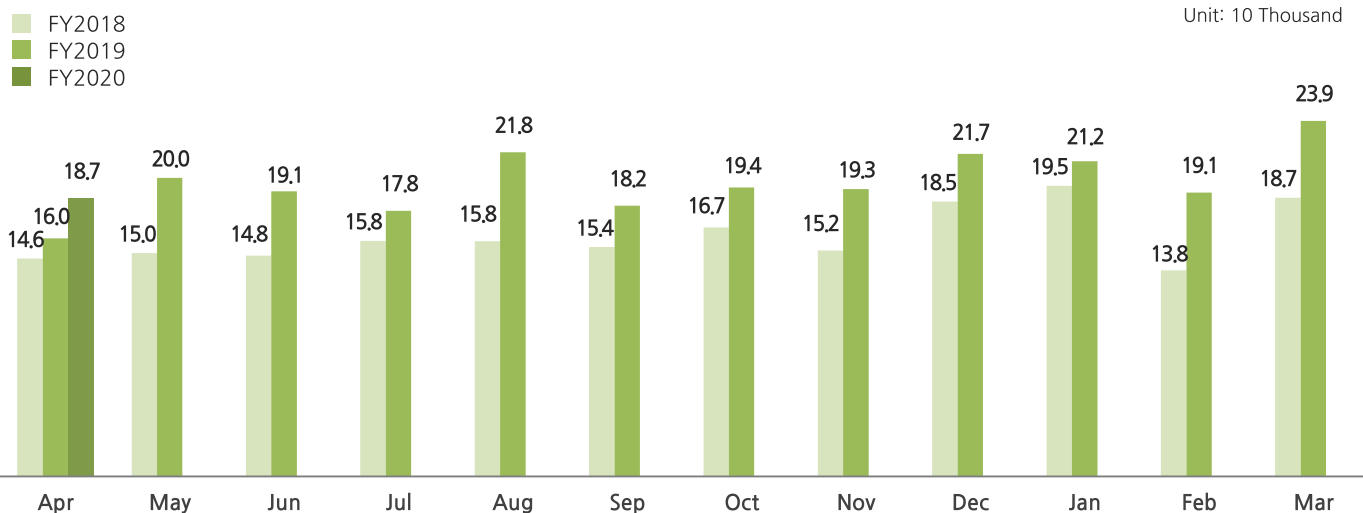


Year on Year

| | Apr | May | Jun | Jul | Aug | Sep | Oct | Nov | Dec | Jan | Feb | Mar |
|--------|------|------|------|-----|------|------|------|------|------|-----|------|------|
| FY2019 | +25% | +71% | +46% | +9% | +57% | +22% | +18% | +35% | +15% | -2% | +52% | +54% |
| FY2020 | +25% | | | | | | | | | | | |

● Number of International Money Transfer

Unit: 10 Thousand



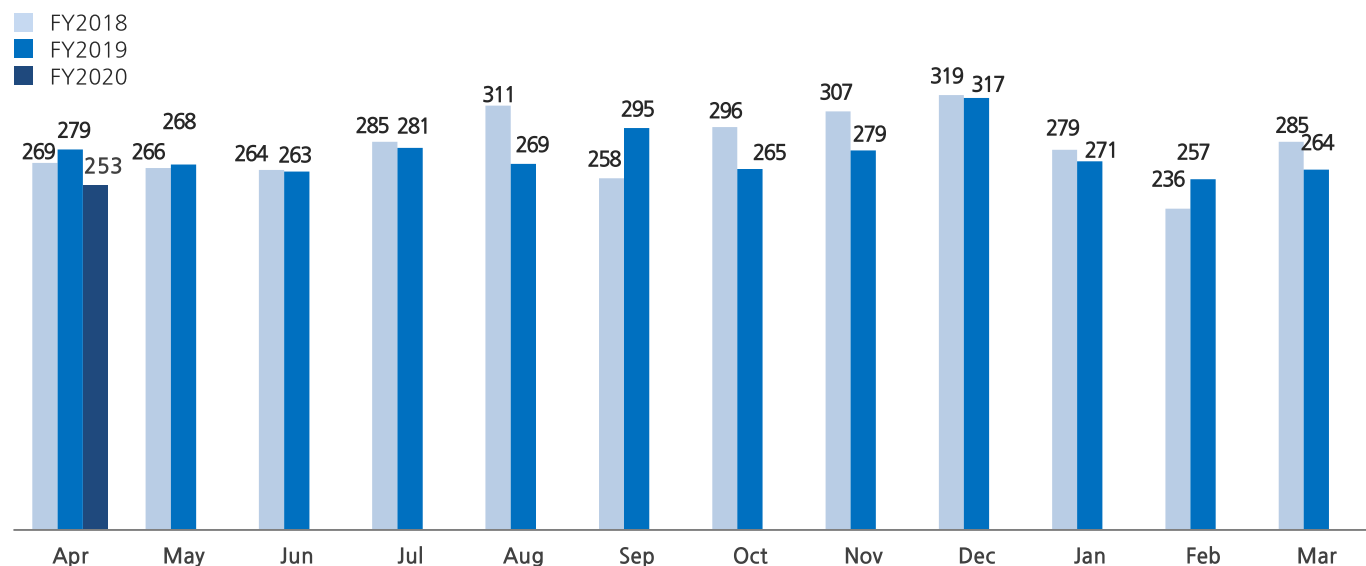
Year on Year

| | Apr | May | Jun | Jul | Aug | Sep | Oct | Nov | Dec | Jan | Feb | Mar |
|--------|------|------|------|------|------|------|------|------|------|-----|------|------|
| FY2019 | +9% | +34% | +29% | +13% | +38% | +18% | +16% | +27% | +17% | +8% | +38% | +28% |
| FY2020 | +17% | | | | | | | | | | | |

Payment Service Business

● Processing Volume

Unit: JPY 100 million



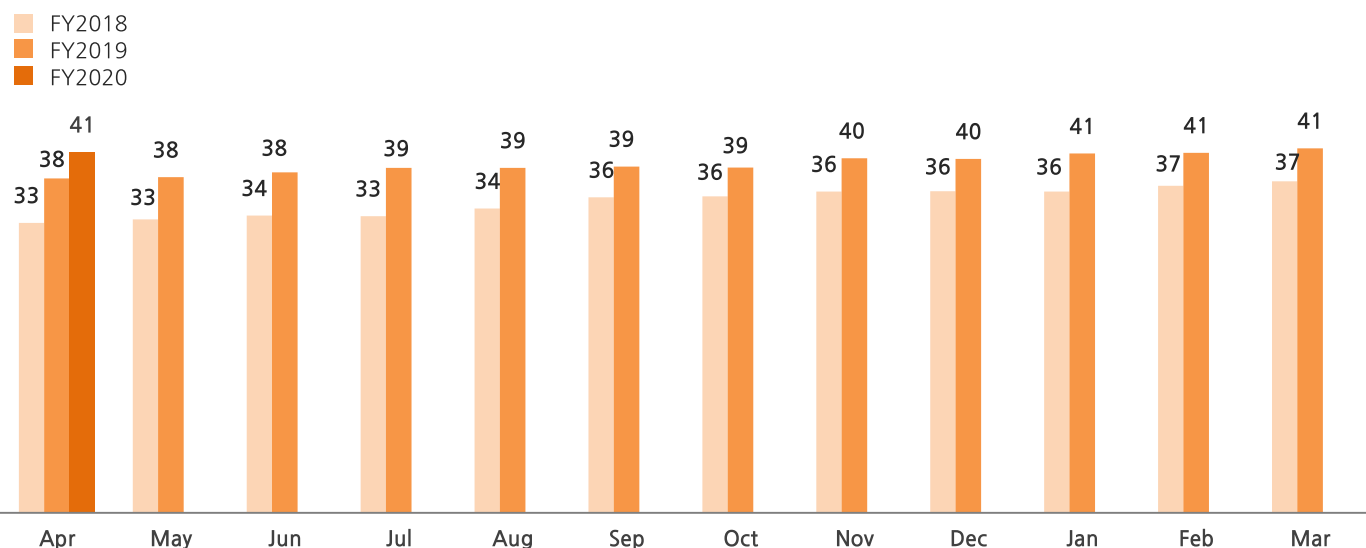
Year on Year

| | Apr | May | Jun | Jul | Aug | Sep | Oct | Nov | Dec | Jan | Feb | Mar |
|--------|-----|-----|-----|-----|------|------|------|-----|-----|-----|-----|-----|
| FY2019 | +4% | +1% | +0% | -2% | -14% | +14% | -10% | -9% | -1% | -3% | +9% | -7% |
| FY2020 | -9% | | | | | | | | | | | |

Corporate Support Business

● Cloud Product Sales(Monthly usage)

Unit: JPY million



Year on Year

| | Apr | May | Jun | Jul | Aug | Sep | Oct | Nov | Dec | Jan | Feb | Mar |
|--------|------|------|------|------|------|------|-----|------|------|------|------|------|
| FY2019 | +15% | +14% | +15% | +16% | +13% | +10% | +9% | +10% | +10% | +12% | +10% | +10% |
| FY2020 | +8% | | | | | | | | | | | |

IR Contacts

Tel +82-2-2038-2791 | Email ir@sbi-finsol.co.jp | Site <https://www.sbi-finsol.co.jp/kr/>
 Address 17F Two IFC, 10, Gukjegeumyung-ro, Yeongdeungpo-gu, Seoul, Korea